



BUZZ POINTS

How it Works

1

What You Need To Get Started

Before you are able to activate your Wasps Buzz Points account, you MUST:

- Have your Season Member card to hand (you will be asked to refer to specific information as it appears on your card before you can proceed)
- Be 17 years of age or older to participate*
- Be in possession of a PAID FOR Season Membership*
- Have a valid email address

*Check the FAQ and Ts & Cs areas in the wasps.co.uk/buzz-points section

2

Activating your Account

Click on the Wasps Buzz Points button or visit buzzpoints.wasps.co.uk

- You will be redirected to the Wasps Buzz Points Portal. Remember to save this page in your Internet/Mobile Browser Favourites to visit directly next time
- You will be asked to provide key information that is displayed on your Season Member card including:
 - Supporter Number (1)
 - Your card's security number (2)

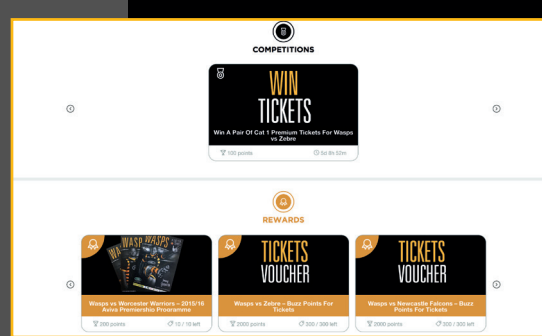
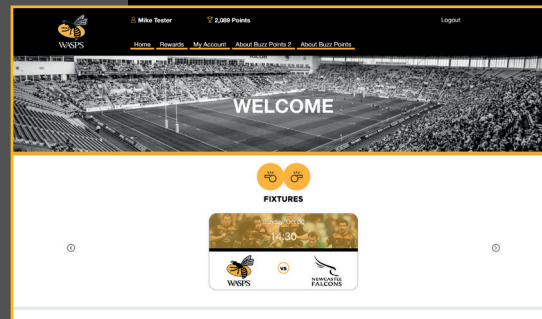


3

Homepage

Once logged-in, you will be welcomed into your own personal Homepage. Here you will be able to see:

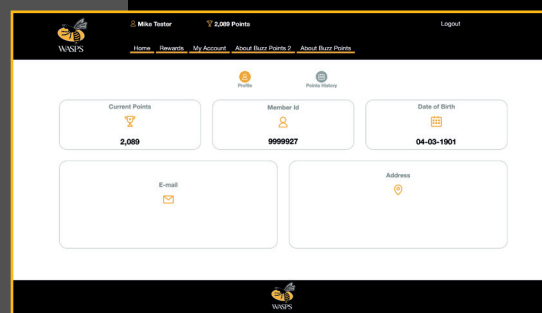
- How many Wasps Buzz Points you currently have
- Latest Key Member News
- What Can Spend in:
 - The Marketplace including merchandise, discount vouchers, The Clubhouse access and much more...
- Auctions: bid on great match day experience and other great prizes using your Wasps Buzz Points
- Competitions - use you Wasps Buzz Points for great money- can't- buy and mystery prizes



4

My Account

You can now see a more full picture of your account, not just how many points you currently have but how many points you have already used and on what.

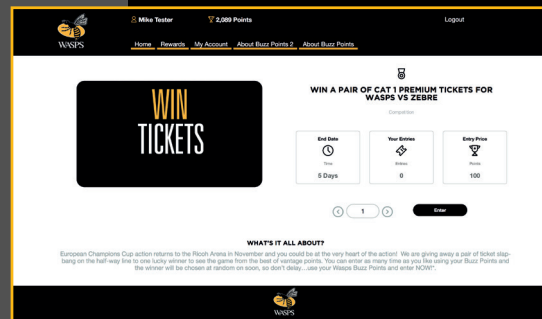


5

How to spend Buzz Points

Using your Wasps Buzz Points is easy! Simply go to the section you are interested in, be it the Marketplace, Auction or Competitions and see what is available to you.

- Click on the item you are interested in for a fuller description
- Here you will see exactly what it's. Is on offer, how many points you need to use to earn that reward, how many are still available and how long the item will be available for
- If you want to use your Wasps Buzz Points on that item, simply click on the "Add" button to redeem. Some items are limited to just one per member, other have a set limit and some are unlimited...so you can enter as many times as you like!
- Items such as those in the Marketplace or competition items will have a set value of points which it will cost you to redeem/enter; auction items will allow you to choose how many Wasps Buzz Points you wish to bid!



6

You've redeemed your Buzz Points....now what?

- If you've successfully used your Wasps Buzz Points in the Marketplace, you will receive an email with a PDF attached. Simply follow the instructions in the email and on the PDF to proceed and use your reward.
- If you've successfully won an Auction or Competition, you will receive an email confirming this. Simply await a member of Wasps Ticket Office staff to contact you to proceed.

7

Useful Information

- If you are having trouble activating your account or for any Wasps Buzz Points queries, email buzzpoints@wasps.co.uk.
- Wasps Buzz Points may take as long as 5 working days to be assigned and updated, so don't worry if your points aren't updated immediately.
- Wasps Buzz Points for Away Match tickets will not be assigned until AFTER the game has been played.
- For all other information, visit the FAQs sections and Ts & Cs areas in the wasps.co.uk/buzz-points section of the site.